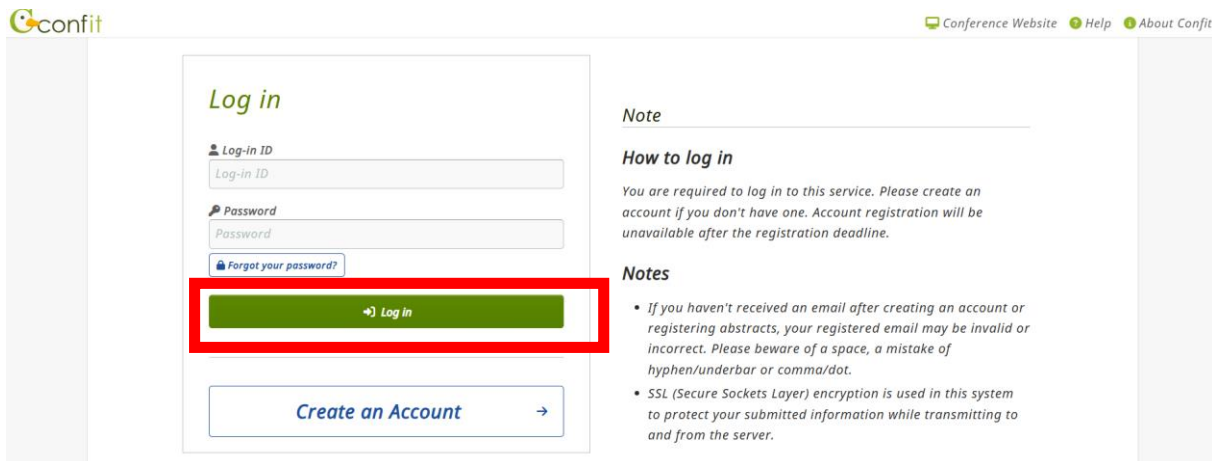


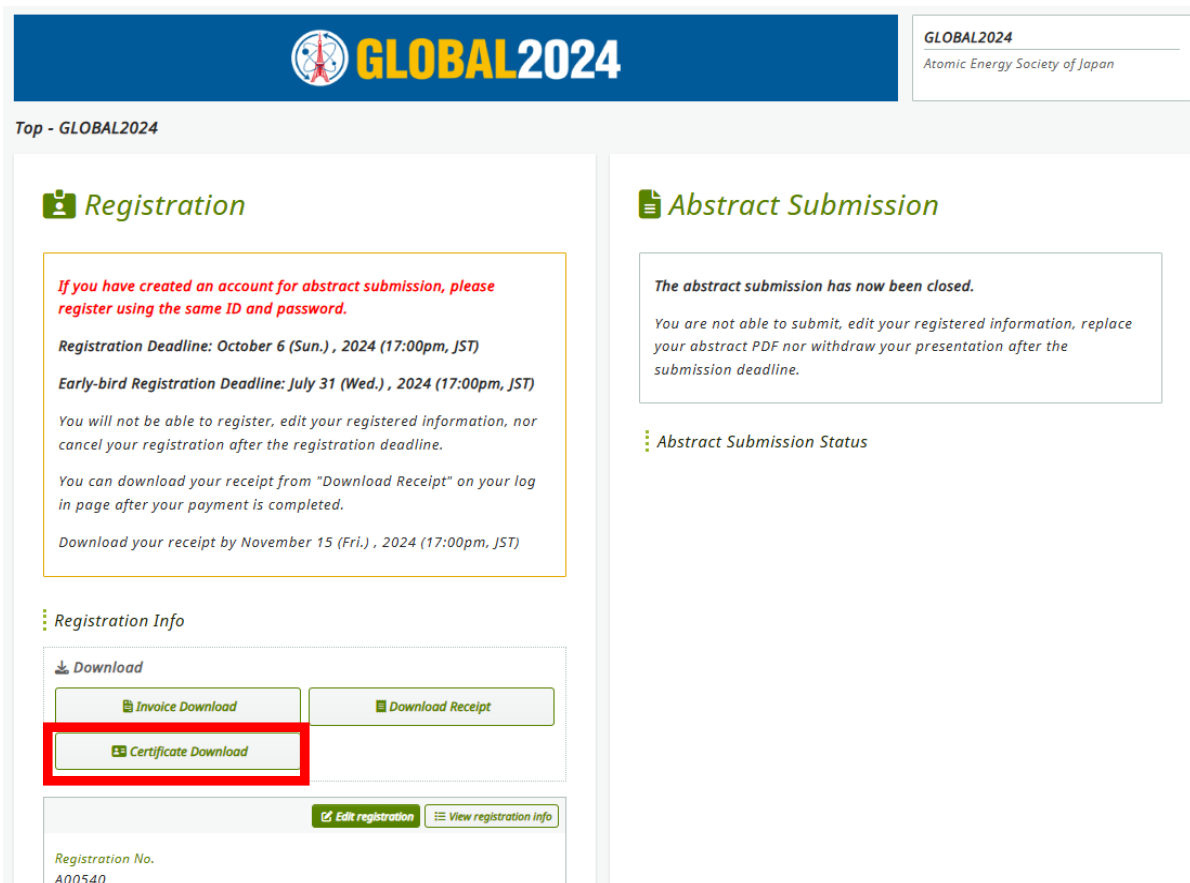
How to download the Certificate of Participation (Name badge)

- ① Access <https://global.confite.atlas.jp/>
Please enter your registered ID and PASSWORD.




The screenshot shows the Confite login page. At the top left is the Confite logo, and at the top right are links for 'Conference Website', 'Help', and 'About Confite'. The main content area is divided into two columns. The left column contains a 'Log in' form with fields for 'Log-in ID' and 'Password', a 'Forgot your password?' link, and a green 'Log in' button highlighted with a red box. Below the login form is a 'Create an Account' button. The right column contains a 'Note' section with the heading 'How to log in' and a paragraph explaining that users must create an account if they don't have one. Below this is a 'Notes' section with two bullet points: one about email issues and another about SSL encryption.

- ② Click on "Certificate Download" in Registration.



The screenshot shows the GLOBAL2024 registration page. The header features the GLOBAL2024 logo and the Atomic Energy Society of Japan. The main content is divided into two columns. The left column is titled 'Registration' and contains a yellow box with registration details, including deadlines for October 6 and July 31, 2024. Below this is a 'Registration Info' section with a 'Download' sub-section containing three buttons: 'Invoice Download', 'Download Receipt', and 'Certificate Download', which is highlighted with a red box. At the bottom of the registration info are 'Edit registration' and 'View registration info' buttons. The right column is titled 'Abstract Submission' and contains a message stating that abstract submission is closed. Below this is a section for 'Abstract Submission Status'.

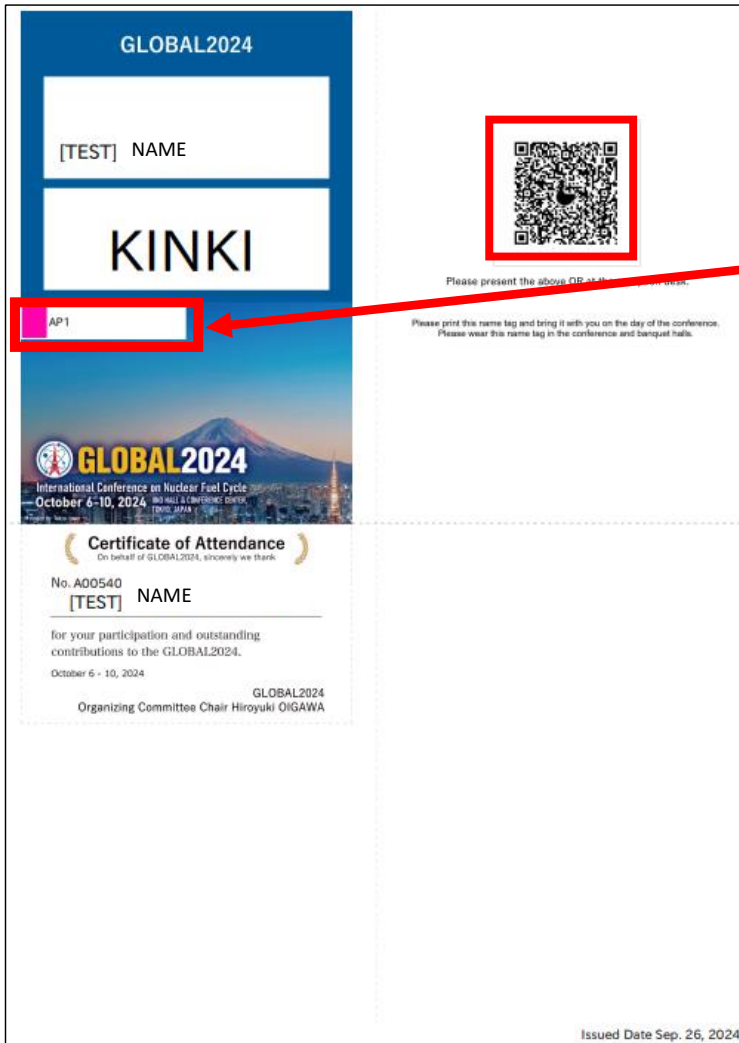
③ Your participation certificate will be downloaded.

 global_A00540_20240926_213023_certificate.pdf
[ファイルを開く](#)

④By clicking, the PDF version of the Certificate of Participation will be shown.
QR code will be used to register on the day of the event, so please make sure the QR code is displayed.

Print this out and bring it with you!

Paper size is A4 (210mm*297mm) or equivalent.



Accompanying person participation and Technical Tour participation information will be labeled here.

Additional note

Please do not print the QR code displayed on the Registration.

Registration

If you have created an account for abstract submission, please register using the same ID and password.

Registration Deadline: October 6 (Sun.) , 2024 (17:00pm, JST)

Early-bird Registration Deadline: July 31 (Wed.) , 2024 (17:00pm, JST)

You will not be able to register, edit your registered information, nor cancel your registration after the registration deadline.

You can download your receipt from "Download Receipt" on your log in page after your payment is completed.

Download your receipt by November 15 (Fri.) , 2024 (17:00pm, JST)

Registration Info

Download

 Invoice Download

 Download Receipt

 Certificate Download

 Edit registration

 View registration info

Registration No.

A00540

This QR code indicates eligibility for participation and is NOT the Certificate.

GLOBAL2024 participants are requested to download the Certificate from the download button "Certificate Download" and bring it to registration desk.

